

# DuraTracker Maintenance Kit


## Instruction Sheet



69-4803-051

Revision -, July 2022

Replace the small O-ring on the antenna connector using the small O-ring and lubricate with the lubricant provided.



The thinner of the large O-rings (two provided) is used to replace the O-ring on the desiccant cap (NO lubrication required). The hydrophobic filter can be replaced as needed.


Replace the desiccant cap gaskets with the provided gaskets and lubricate the indicated surface with the lubricant provided.



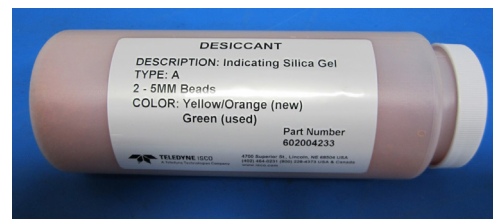
There are two different sizes of the larger O-rings. They have slightly different thicknesses and diameters. Use the thicker O-rings (quantity four) to replace the O-ring on the TIENet plugs. Lubricate the O-rings using the lubricant provided.



Replace the battery cap gaskets with the provided gaskets and lubricate the indicated surface with the lubricant provided.



Replace worn desiccant with the desiccant provided.



Use and Disclosure of Data. Information contained herein is classified as EAR99 under the U.S. Export Administration Regulations.

Export, reexport or diversion contrary to U.S. law is prohibited.

### Teledyne ISCO

4700 Superior Street, Lincoln, NE 68504 USA

Toll-free: (800) 228-4373 • Phone: (402) 464-0231 • Fax: (402) 465-3091

[teledyneisco.com](http://teledyneisco.com)

*Teledyne ISCO is continually improving its products and reserves the right to change product specifications, replacement parts, schematics, and instructions without notice.*

